

SWIT®

Chip Array LED On-camera Light S-2060



Introduction:

S-2060 the flagship Chip Array LED light, adopted bi-color LEDs, 1500Lux illuminance at 1m distance, support 2800K-6000K color temperature continuously adjustable, and featured super high Color Rendering Index value: Ra=96, comparable to the halogen bulb light.

A new Fresnel focus lens is designed on S-2060, to converge the light and raise center brightness from 1500Lux to 5000Lux, for various ENG surroundings. Moreover, S-2060 is the first Metal barn door + Glass fiber housing light of SWIT, strong and durable, and the barn door is Bayonet mount designed, can be removed and interchange with other accessories, like color filters or diffuser covers.

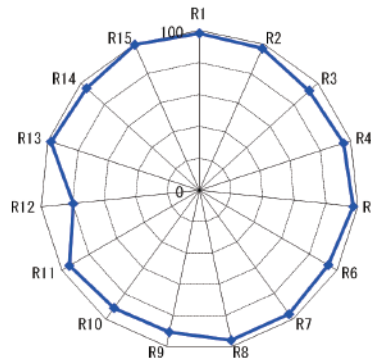
Specifications:

Input voltage	DC 11V-17V
Power consumption	30W
Equivalent	110W
Beam angle	Approx. 60°
Color temperature	2800K-6000K continuously adjustable
Color rendering index	96
Illuminance	1500Lux @ 1m 5000Lux @ 1m (with focus lens)
Power connector	D-tap cable
Weight	Approx 530g
Dimension	120×86×121mm


Features:

- ◆ Chip Array LED technology
- ◆ Single shadow, glareless
- ◆ Super high CRI =96
- ◆ 30W, 1500Lux @ 1 meter, dimmable
- ◆ 60° wide beam angle, equally spread
- ◆ Fresnel lens, raise to 5000Lux@1m
- ◆ 2800K-6000K continuously adjustable
- ◆ 6-17V wide input voltage
- ◆ D-tap power lead
- ◆ Glass Fiber strong and durable housing
- ◆ Screw and cold shoe mount

CRI test chart



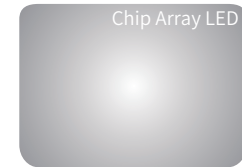
Advantages of Chip Array LED



Integrate traditional LED array into a chip




Traditional LED



Chip Array LED

Wider beam angle, equally spread, no visible edge



Traditional LED



Chip Array LED

No highlight spots on retina, suitable for close interview



Traditional LED



Chip Array LED

Single shadow

SWIT Electronics Co., Ltd.

Website: www.swit.cc
Email: contact@swit.cc
Tel: +86 25 85805753
Fax: +86 25 85805296

Distributed by: